

# MODULAR CABLE SUSPENDED LEVEL TRANSMITTER

## MODEL 592 HEAD PRESSURE TYPE SENSOR

### FEATURES

- 4-20 mADC Signal, 2 Wire Loop
- Small 0.85" (22mm) O.D. Is Easy To Install
- Enters A 3/4" MPT Hole, Slides Easily Down A 1" Guide Pipe
- Ranges From 1 To 2500 Feet (750 Meters)
- Can Transmit Level In Pressurized Tanks
- Lighting & Voltage Surge Protection
- Sensor Is At Bottom Of Tank Or Well
- Electronics Are In A Remoted Housing
- Zero And Span Pots Allow Recalibration
- Kalrez® Seals For Difficult Services
- Sludge Nose Optional For Dirty Liquids
- Test Tubing Checks Down Hole Seals
- Maintenance Free Operation

### TYPICAL APPLICATIONS

Industrial Chemicals  
Water Wells  
Treatment Chemicals  
Landfill Leachate Wells

Various Acids  
Remediation  
Storage Tanks  
Zeolite Solutions

Reservoirs  
Hydrocarbons  
Resin Blends  
Fuel Oil

### DESCRIPTION

The Model 592 electronics unit is separated from the sensor and mounted above ground for ease of testing, reranging, and inspection. The sensor is mounted in a heavy 316 SS body. A rugged signal cable interconnects them and supports the sensor body. Both modules are potted for maximum reliability.

The sensor measures the pressure of the liquid above it. This pressure is linearly proportional to the height of the liquid above it. The Model 592 converts this pressure into a 4-20 mADC level signal.

Unlike "Capacitance" and "Admittance" type devices, the Model 592 is unaffected by algae and sludge coating. Also, it's calibration can be checked or changed without having to install the unit in a well or pit. The Model 592 is also very useful for measuring levels in tanks. The flexible cable is easy to install, even when head room above a tank is minimal. The small body diameter allows it to be installed through a 3/4" NPT hole. Use the TPC corrector option when the tank is pressurized.



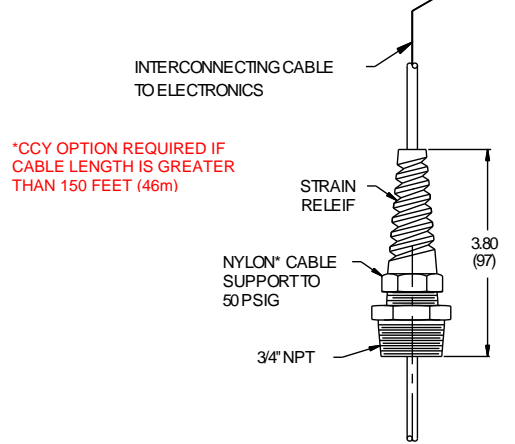
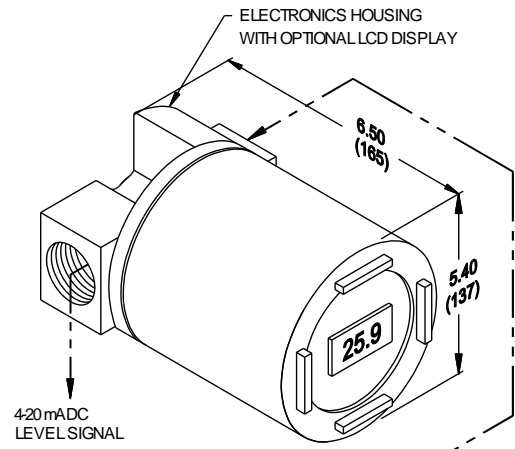
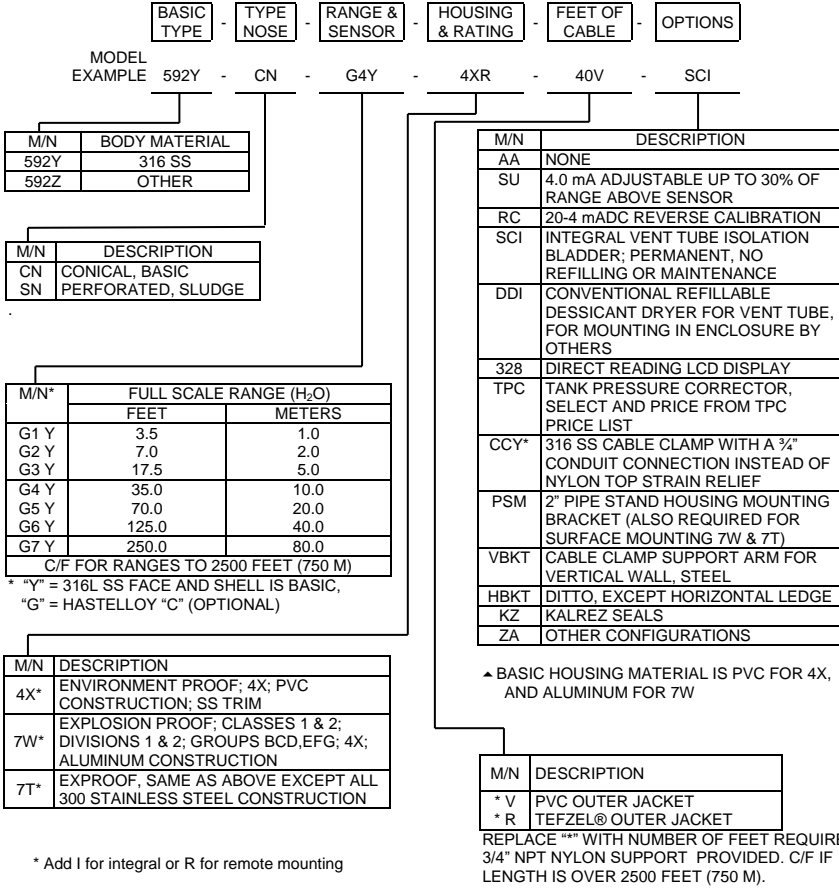
Optional SS Support  
With 3/4" Conduit  
Connection

Submerged Pressure  
Sensor



**DELTA CONTROLS**  
CORPORATION

# MODEL NUMBERING SYSTEM



\*CCY OPTION REQUIRED IF CABLE LENGTH IS GREATER THAN 150 FEET (46m)

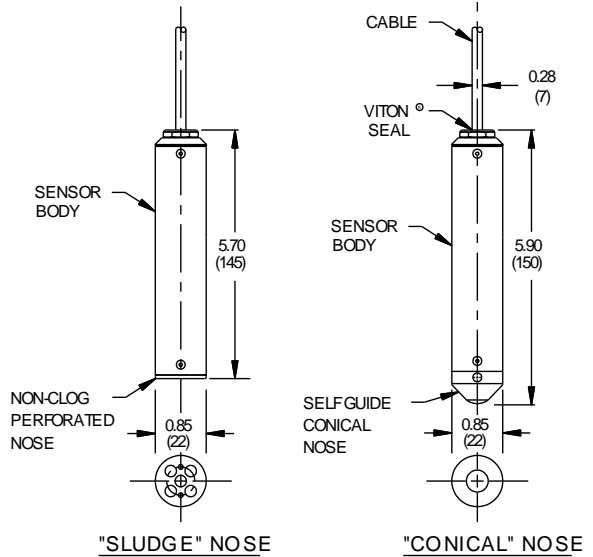
## SPECIFICATIONS

Technology: Silicon strain gage  
 Wetted Materials: 316 SS, Nylon® nose, Viton® seals  
 Supply Power: 13 to 35 VDC, 2 Wire Loop Powered  
 Output Signal: 4-20 mADC isolated  
 Adjustments: Span, from 30% to 100% of sensor range, Zero; non-interactive.  
 Range: Calibrated to users specifications  
 Temperature Range:  
 -40 to +220°F (-40 to +104°C) Sensor  
 30 to +130°F (-1 to +55°C) Compensated  
 -20 to +180°F (-30 to 80°C) Electronics Module  
 Accuracy: ±0.25% F.S. or better  
 Thermal Error: ±0.02% F.S./°F maximum  
 Barometric Effect: None  
 Weight: Sensor, less than 1 pound (0.45kg)  
 Cable, 1 pound per 25 feet (0.0596 kg/m)

Made in the USA by Delta Controls

### Auxiliary Equipment:

DC Power Supply: 120 VAC to 24 VDC  
 Alarm Module(s): 5 amp, SPDT output  
 Pump Control: One to four pumps



\*Note: "CCY" SS Version Of Cable Support Allows Integral Mounting Of The Electronics Housing.



Engineered Sensors - For Difficult Services

585 Fortson Street  
 Shreveport, La. 71107 - USA  
 Ph: +1(318) 424-8471  
 Fax: +1(318) 425-2421  
 E-mail: sales@deltacnt.com  
 Web: www.deltacnt.com