


EXTENDED SENSOR FACE LEVEL TRANSMITTER MODEL 563 HEAD PRESSURE TYPE

FEATURES

- Two Wire Loop Powered
- Intrinsically Safe 4-20 mADC
- Suitable For Difficult Liquids And Slurries, Such As Sewage, Slop Tanks, Pulping Liquors, Lime Slurry, And Pickling Water
- ANSI, JIS, DIN Flanged Or 1-1/2" MPT Process Connection
- 12 Inches To 1250 Foot Ranges
- Zero & Span Pots Allow For Field Recalibration
- Spark, Voltage Surge Protection
- Unaffected By Product Coating
- Optional 20-4 mADC Calibration
- Optional Corrector Allows Accurate Measurement Even When The Tank Is Pressurized, Under A Vacuum, Or Both
- Maintenance Free Operation



SPECIFICATIONS

Technology: Silicon strain gage

Supply Power: 13 to 35 VDC 2 wire loop powered

Output: 4-20 mADC isolated, Intrinsically Safe

Loop Impedance:

550Ω at 24 VDC

1100Ω at 35 VDC

Adjustments: Span from 30% to 100% of sensor range. Zero to 30% suppression basic; to 80% optional; non-interactive

Over Pressure:

2X Range (35 PSI min) without damage

3X Range (1000 PSI min) without rupture

Temperature Range:

-20 to +220°F (Process)

-20 to +180°F (Electronics)

30 to +130EF (Compensated)

Accuracy: "0.25% F.S. or better

Thermal Error: "0.02% F.S./EF maximum

OPTIONAL FEATURES

Dampening: Selectable 0.1 to 22 seconds

Indicator: Large direct reading LCD display

DC Power Supply*: Integral VAC to 24 VDC

Alarm Module*: Integral 5 amp, SPDT

Liquid Temperature Loop:

Any 50EF to 250EF Span between -50EF and +250EF

Pressure Corrector:

Used when the tank is pressurized

* Not third party listed

DESCRIPTION

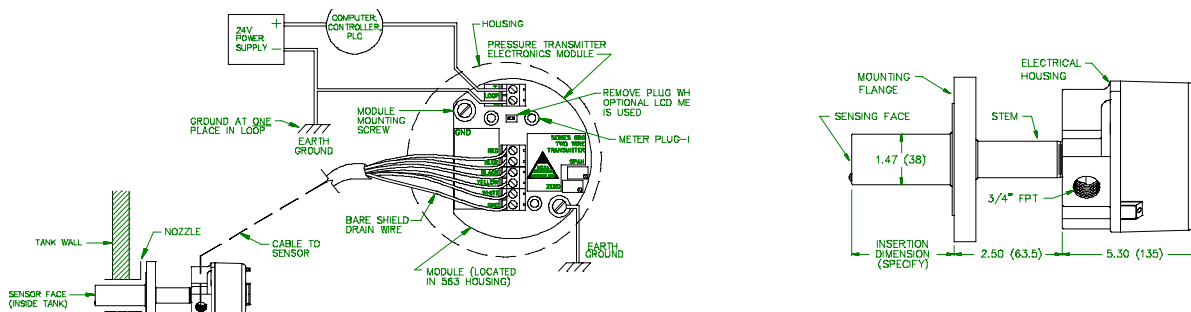
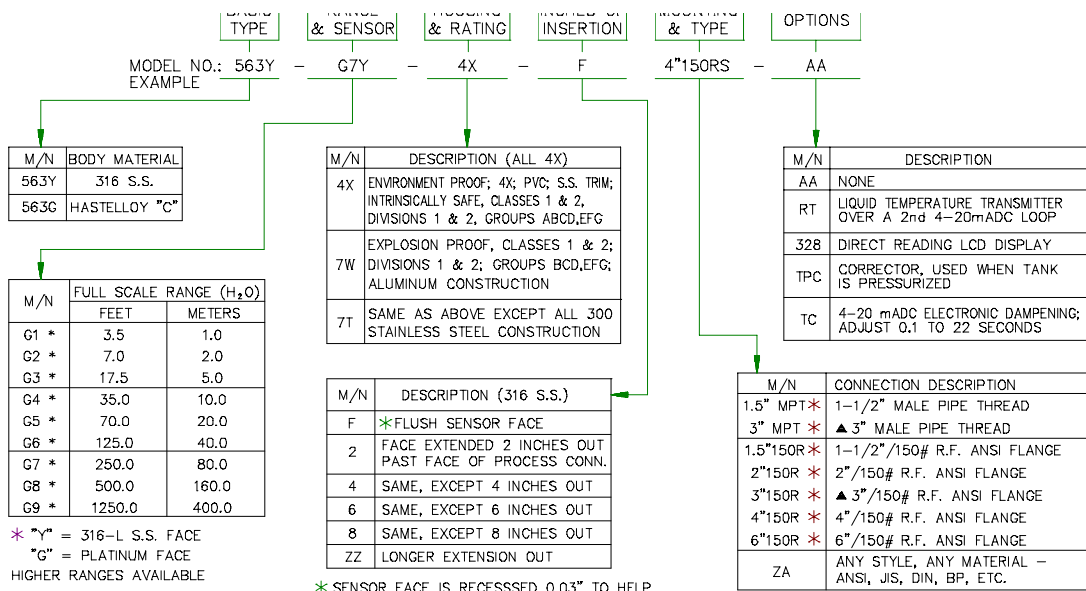
The Model 563 Level Transmitter consists of a potted electronic module and a flush diaphragm pressure sensor packaged in a one piece unit. The sensor is equipped with an oil filled 316-L S.S. or Platinum diaphragm which isolates the strain gage bridge from the process liquid or gas. The back of the diaphragm is vented to atmosphere to compensate for barometric pressure changes.

The 563 mounts on the side of, and at the bottom of a tank or other containment and measures the pressure exerted on the sensor face by the liquid head. The pressure at the bottom of a vented tank containing fluid is linearly proportional to the height and density of the fluid.

The flush diaphragm 563 is intended for measurement of dirty or high solids content products that might easily plug the small openings and tubing connections of basic transmitters. The extended diaphragm configuration is typically used to gain access to the inside of a tank or other containment liquid through a pipe nozzle. The extended face allows the sensor to be located inside the vessel to insure that solids either fall off or do not become rigid enough to cause measurement errors.

MODEL NUMBERING SYSTEM

EXTENDED OR FLUSH SENSOR FACE LEVEL TRANSMITTER



THIRD PARTY APPROVALS

CSA (Canada)
NRTL/C (USA)
Intrinsically Safe
Explosion proof
Environment proof

MADE IN THE USA
BY
DELTA CONTROLS

TYPICAL PROCESS APPLICATIONS

Slurry Mixing Tanks White Water
Settling Basins Sugar Solutions
Pulp Stock Chests Clay Slip Tanks
Sewage Digester Wort

DELTA CONTROLS Corporation

585 FORTSON STREET
SHREVEPORT, LA. 71107 - USA
PHONE: 318-424-8471 FAX: 318-425-2421

e-mail: delta@deltacnt.com Web Site: http://www.deltacnt.com

